



Electric Motor Coil Co.

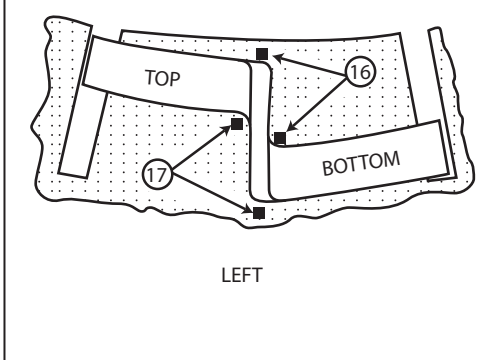
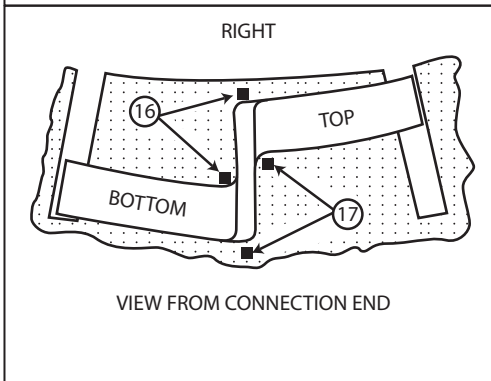
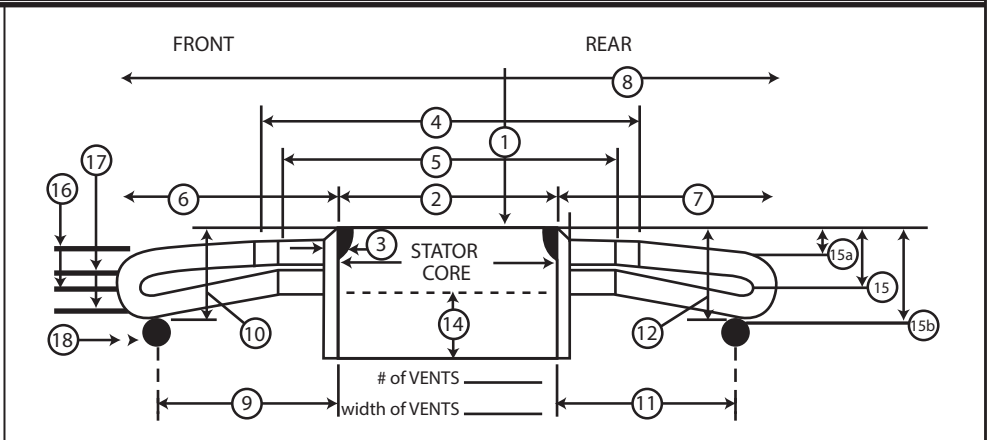
TOLL FREE: 1-855-COM@COIL
 (1-855-266-2645)
 Fax: 705.733.5652
 Email: lucas@emccltd.com

STATOR DATA



Customer _____ P.O.BOX/ST.NO. _____ CITY _____ Province _____ CONTACT _____ PHONE# _____ Fax _____ P.O.NUMBER _____ DATE ORDERED _____ S.T. _____ RUSH _____ O.T. _____ SHIP VIA _____	JOB# _____ <hr/> <hr/> MFG _____ H.P./K.W. _____ R.P.M. _____ FRAME _____ VOLTS _____ AMPS _____ MODEL _____ TYPE _____ PHASE _____ HZ _____ TEMP. RISE _____ S/N _____ SVC.Factor _____
--	--

1. Core bore (Diam) _____
 2. Core Length _____
 3. Finger Width _____
 4. Top straight length _____
 5. Bottom straight length _____
 6. Front extension _____
 7. Rear extension _____
 8. Total coil length _____
 9. Front ring extension _____
 10. Front ring drop _____
 11. Rear ring extension _____
 12. Rear ring drop _____
 13. Tooth width _____
 14. Below slot iron _____
 15. Knuckle lift _____
 - 15a. Small drop _____
 - 15b. Large drop _____
-
- Throw direction Right or Left
 - Lead location 16. 17. or 18.
 - Coil span: 1& _____
 - Jumper conn. 1-4 or 1-7
 - Number of circuits and connection. _____ Wye/Delta (circle one)
 - Grouping _____
 - Coil pin diameter(s) _____
 - Bare wire width _____
 - Bare wire thickness _____
 - Wires in hand _____
 - Arrangement _____ X _____
 - No. turns _____
 - Strand insul. (type & build) _____
 - No. Slots _____
 - Coil weight (pounds) _____
-
19. Wedge depth _____
 20. Depth under wedge _____
 21. Total slot depth _____
 22. Slot width _____



SKEWED SLOT YES NO

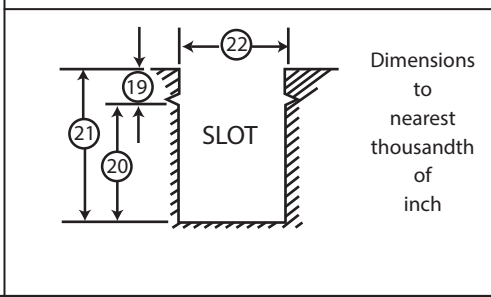
SKEW DISTANCE

RIGHT

LEFT

SPECIAL FEATURES (please mark all boxes)

	YES	NO
Tin Leads	<input type="checkbox"/>	<input type="checkbox"/>
1/4 Twist inner lead	<input type="checkbox"/>	<input type="checkbox"/>
Terrace wound	<input type="checkbox"/>	<input type="checkbox"/>
Taped Leads	<input type="checkbox"/>	<input type="checkbox"/>
Corona shield	<input type="checkbox"/>	<input type="checkbox"/>
Knuckle Lift critical	<input type="checkbox"/>	<input type="checkbox"/>
End bell clearance is tight	<input type="checkbox"/>	<input type="checkbox"/>
RTD's	<input type="checkbox"/>	<input type="checkbox"/>
Slot liner in use. Size	<input type="checkbox"/>	<input type="checkbox"/>



INSULATION CLASS

- F (DIP/BAKE)	- HERMETIC
- VPI	- SEALED

COMMENTS: _____
