



Electric Motor Coil Co.

TOLL FREE: 1-855-COM@COIL
(1-855-266-2645)
Fax: 705.733.5652
Email: lucas@emccltd.com

STATOR DATA



CLEAR FORM

Customer _____
P.O.BOX/ST.NO. _____
CITY _____ Province _____
CONTACT _____
PHONE# _____ Fax _____
P.O.NUMBER _____
DATE ORDERED _____
S.T. _____ RUSH _____ O.T. _____
SHIP VIA _____

JOB# _____

MFG _____ H.P./K.W. _____
R.P.M. _____ FRAME _____
VOLTS _____ AMPS _____
MODEL _____ TYPE _____
PHASE _____ HZ _____ TEMP. RISE _____
S/N _____ SVC.Factor _____

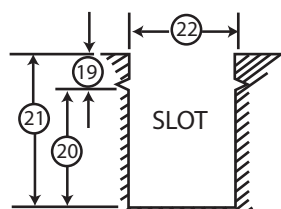
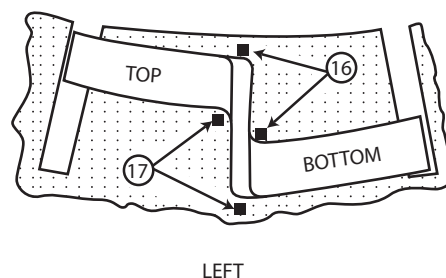
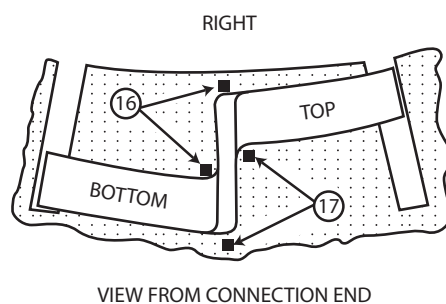
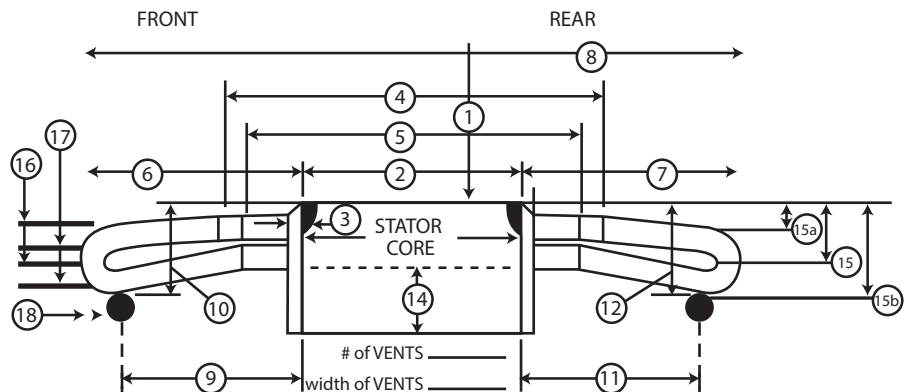
1. Core bore (Diam) _____
2. Core Length _____
3. Finger Width _____
4. Top straight length _____
5. Bottom straight length _____
6. Front extension _____
7. Rear extension _____
8. Total coil length _____
9. Front ring extension _____
10. Front ring drop _____
11. Rear ring extension _____
12. Rear ring drop _____
13. Tooth width _____
14. Below slot iron _____
15. Knuckle lift _____
- 15a. Small drop _____
- 15b. Large drop _____

- Throw direction Right or Left
- Lead location 16. ☐ 17. ☐ or 18. ☐
- Coil span: 1& _____
- Jumper conn. 1-4 ☐ or 1-7 ☐
- Number of circuits and connection. _____ Wye/Delta (circle one)
- Grouping _____
- Coil pin diameter(s) _____
- Bare wire width _____
- Bare wire thickness _____
- Wires in hand _____
- Arrangement _____ X _____
- No. turns _____
- Strand insul. (type & build) _____
- No. Slots _____
- Coil weight (pounds) _____

19. Wedge depth _____
20. Depth under wedge _____
21. Total slot depth _____
22. Slot width _____

INSULATION CLASS

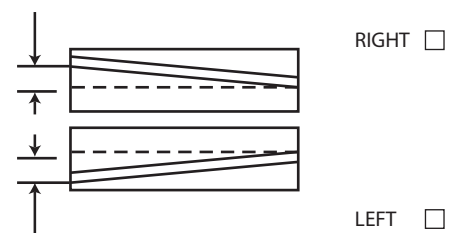
- F (DIP/BAKE) - HERMETIC
- VPI - SEALED



Dimensions
to
nearest
thousandth
of
inch

SKEWED SLOT YES ☐ NO ☐

SKEW DISTANCE



SPECIAL FEATURES YES NO
(please mark all boxes)

Tin Leads ☐ ☐
1/4 Twist inner lead ☐ ☐
Terrace wound ☐ ☐
Taped Leads ☐ ☐
Corona shield ☐ ☐
Knuckle Lift critical ☐ ☐
End bell clearance is tight. ☐ ☐
RTD's ☐ ☐
Slot liner in use. Size ☐ ☐

COMMENTS: _____

SAVE AS



PRINT FORM